


Logo Usage

The Tech Exchange logo represents our mission, values, and the communities we serve. It is more than just a visual, it's a symbol of trust, equity, and access. Using our logo consistently and correctly helps protect the integrity of our brand, ensures clear communication, and reinforces the impact of our work across all audiences. Whether you're a partner, sponsor, or donor helping promote a drive or event, we ask that you follow the guidelines below to keep our branding strong and unified.



Use the official logo files provided by Tech Exchange (available in full-color, black, and white versions).



Maintain clear space around the logo. Leave enough padding so it doesn't appear crowded by text or images.

Example:



Ensure there is sufficient contrast between the logo and the background. If the standard logo is not clearly visible, use one of our alternate versions to maintain legibility and brand consistency.

Example:



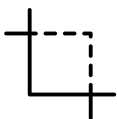
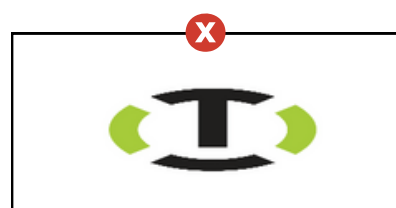

Improper Logo Use

To preserve the integrity of Tech Exchange's brand, please do not alter or misuse our logo in any way. If you're unsure whether a use is appropriate, please reach out, we're happy to help ensure our brand is represented accurately and respectfully.



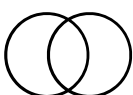

Do not stretch, squish, or distort the logo in any way.

Example:



Do not crop or remove parts of the logo, including icons or text elements.

Example:



Do not place the logo over busy or low-contrast backgrounds that make it hard to read or recognize.

Example:

